

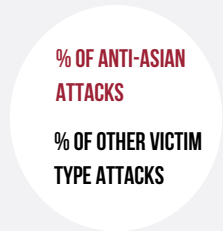



## DATA SNAPSHOT

# Victims of Anti-Asian Bias Homicides in the United States, 1990-2019

**Background:** Asians have increasingly become targets of bias crime since China was publicly linked to the COVID-19 virus outbreak. Acts of violence targeting persons because of their Asian descent are not new and have included brutal attacks resulting in the death and elevated levels of fear across Asian communities.


### COMPARING ATTACKS ACROSS VICTIM GROUPS



**94%**  **56%**  
White Offender

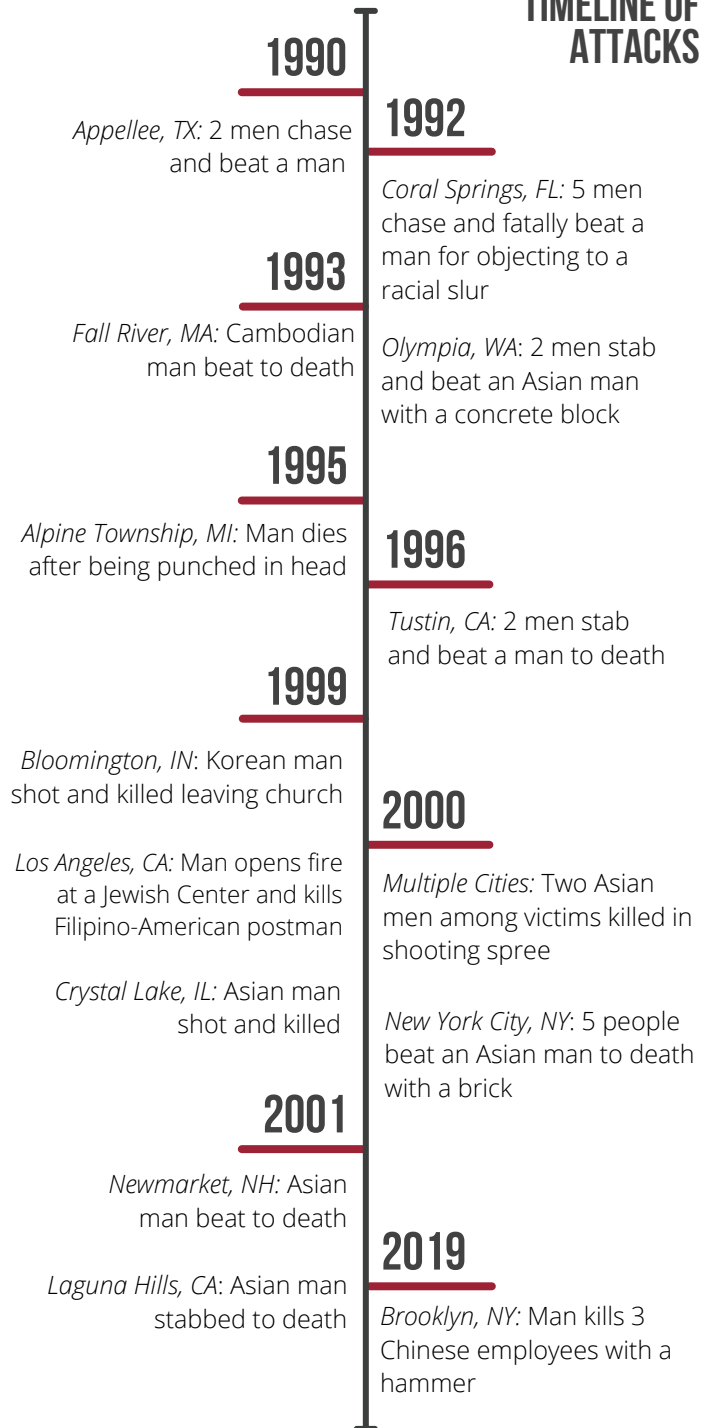
**64%**  **38%**  
Official Hate Crime Charges

**29%**  **60%**  
Firearm Usage

**88%**  **75%**  
Occurred in Public Setting

- Similar to other anti-race/ethnicity bias homicides, anti-Asian homicides **more often result in hate crime charges** compared to other types of bias homicides.
- Offenders are overwhelmingly White and are more likely to use weapons including **knives, blunt objects, and bodily weapons** than firearms in comparison to those targeting other groups.
- **Almost 90%** of lethal attacks targeting victims for their real or perceived status as Asian **occur in public places**.

## TIMELINE OF ATTACKS



**Data:** Data on **319** bias homicides targeting **436** victims came from the *Bias Homicide Database (BHDB)*. All homicides occurred between 1990 and 2019. Victims were targeted in part or wholly because of their racial/ethnic/immigrant status, sexual orientation/gender identity, religious affiliation, or homeless status.

**Cite:** Terrorism Research Center. (2021). *Victims of Anti-Asian Bias Homicides in the United States, 1990-2019*. Retrieved from <https://terrorismresearch.uark.edu/data-snapshot-anti-asian-bias-homicides/>.